


22.6 cu. ft. Counter Depth InstaView™ Door-in-Door® French Door Refrigerator



- Counter Depth
- 22.6 cu. ft. Capacity
- InstaView™ Door-in-Door®
- Door Cooling +
- LED Lighting
- Factory Installed Ice Maker
- Filtered Ice
- Smart Cooling® System
- LoDecibel™ Quiet Operation
- SmartDiagnosis™



COLOR AVAILABILITY	
	LFCC23596S – PrintProof™ Stainless Steel
CAPACITY	
Refrigerator (cu. ft.)	15.3
Freezer (cu. ft.)	7.3
Total Capacity (cu. ft.)	22.6
ENERGY	
Energy Consumption (kWh / Year)	593
ENERGY STAR® Qualified	Yes
WATER & ICE SYSTEM	
Ice & Water Dispenser	No
Measured Fill	No
Dual Ice Maker	No
Ice System	Factory Installed Ice Maker
Daily Ice Production	2.5 lbs.
IcePlus™ Production	2.7 lbs.
Ice Storage Capacity	4.0 lbs.
Water Filter	LT1000P (NSF-Certified*)
COOLING	
Compressor Type	Linear Compressor
Dual Evaporators	No
Cooling System	Smart Cooling®
Multi-Air Flow™ System	Yes
Door Cooling+	Yes
Temperature Sensors	5
Fresh Air Filter	No

CONVENIENCE	
Display Type	Membrane / White LED
Temperature Controls	Electronic / Digital
Door Alarm	No
Child Lock	No
Auto Closing Door Hinge	Yes
ADA Compliant	No
Sabbath Mode	Yes
LoDecibel™ Quiet Operation	Yes
REFRIGERATOR	
No. of Shelves	4 Split
Cantilevered Shelves	Yes
Shelf Construction	Spill Protector™ Tempered Glass
Crisper Bins	2 Humidity Crispers
Glide N' Serve™ Pantry Drawer	Yes
Cool Guard	No
Refrigerator Light	Ceiling LED
REFRIGERATOR DOOR	
InstaView™ Door-in-Door®	Yes
Door-in-Door® with ColdSaver™ Panel	Yes
No. of Door Bins	7 Total (Including Door-in-Door®)
Door Bin Construction	1 Piece (Clear)
FREEZER	
Freezer Type	Pull Drawer
Freezer Drawers	2-Tier Organization
DuraBase™ Solid Drawer Base	Yes
Drawer Divider	Yes
Ice Storage	Ice Maker & Ice Bin in Freezer
Freezer Light	LED Lighting
Freezer Handle	SmartPull™ Handle

SMART FEATURES

Wi-Fi Enabled	No
ThinQ®	No
SmartDiagnosis™	Yes

MATERIALS AND FINISHES

Hidden Hinges	Yes
Surface	Smooth
Fingerprint & Smudge Resistant Exterior	Yes
Handles	Matching Handles

ACCESSORIES

Replacement Water Filter	LT1000P
--------------------------	---------

TECHNICAL SPECS

Required Power Supply	115 V, 60 Hz, 15 Amp
Plug Type	3-Prong
Power Cord Location	Back
Min. / Max. Water Pressure	20 – 120 psi

DIMENSIONS / CLEARANCES / WEIGHTS

Depth with Handles	31 1/4"
Depth without Handles	28 3/4"
Depth without Door	24 3/4"
Depth (Total with Door Open)	43 1/2"
Height to Top of Case	68 3/8"
Height to Top of Door Hinge	69 3/4"
Width	35 3/4"
Width (Door Open 90° with Handle)	44 1/4"
Width (Door Open 90° without Handle)	39 1/4"
Door Edge Clearance with Handle	4 1/2"
Door Edge Clearance without Handle	1 1/3"
Installation Clearance	Sides 1/8", Top 1", Back 2"
Approx. Weight (Product / Carton)	280 lbs. / 304 lbs.
Carton Dimensions (WxHxD)	38" x 73" x 37"

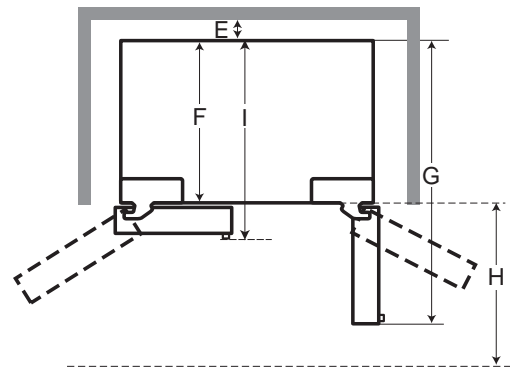
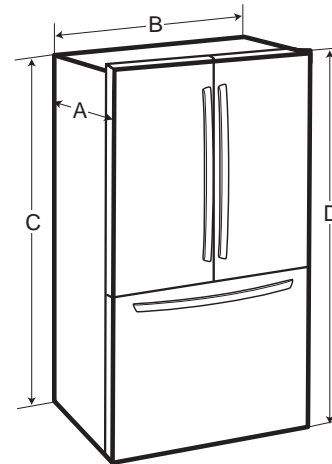
LIMITED WARRANTY

Parts & Labor	1 Year
Sealed System (Parts & Labor)	5 Years
Compressor (Parts & Labor)	5 Years
Linear / Inverter Compressor (Parts Only)	10 Years



*System tested and certified by NSF® International against NSF / ANSI Standard 42, Standard 53 and Standard 401.

DIMENSIONS / CLEARANCES



DIMENSIONS / CLEARANCES

A	Depth without Handles	28 3/4" (728 mm)
B	Width	35 3/4" (908 mm)
C	Height to Top of Case	68 3/8" (1737 mm)
D	Height to Top of Hinge	69 3/4" (1772 mm)
E	Back Clearance	2" (50 mm)
F	Depth without Door	24 3/4" (630 mm)
G	Depth (Total with Door Open 90°)	43 1/2" (1103 mm)
H	Front Clearance	24" (610 mm)
I	Depth with Handle	31 1/4" (792 mm)

INSTALLATION NOTES

- The installation location chosen for the refrigerator should allow space behind the unit for connections and airflow and space in front to open the doors and drawers.
- Too small of a distance from adjacent items may result in lowered freezing capability and increased electricity consumption charges. Allow at least 24 inches (610 mm) in front of the refrigerator to open the doors, and at least 2 inches (50.8 mm) between the back of the refrigerator and the wall.